

Rapid Freeze

1000-SCAE-404-230

Self-Contained Air Cooled Unit

COOL SOLUTIONS SINCE 1912

HOWE The Coldest & Longest Lasting Flake Ice.

- Cools product quicker and holds temperature longer
- 100% ice quality saves operating costs vs. other options:
 - Average 25% less energy use*
 - Average 35% less water use*
 - Average 50% less labor \$'s for ice refresh

Howe's Rapid Freeze Flake Ice Machines set the standard for energy efficiency, water conservation and longer trouble-free operating life. They are engineered to deliver exceptional ice quality that keeps food cooler, fresher, and longer at reduced operating expense.

From food processing and distribution, to retail applications, Howe has an energy-efficient Rapid Freeze solution to meet your needs.

PROVEN ENERGY EFFICIENCY

Howe's Innovative engineering and rugged construction deliver exceptional heat transfer. Requires significantly less energy per pound. Substantially lower operating/maintenance requirements. Optimized water usage.

EXCEPTIONAL ICE QUALITY

True 100% dry sub-cooled flake ice contains 4x more surface area for significantly better cooling – up to 20% longer. Drier ice draws heat away quickly and evenly. Process uses less energy with virtually zero water loss.

LONGER, TROUBLE-FREE OPERATING LIFE

Innovative evaporator design utilizes gravity for 50% lighter bearing load. Operates trouble-free lasting 3x - 4x longer than competitive machines resulting in fewer maintenance/service issues.

STANDARD SUPPLIED COMPONENTS

- Touch Screen control panel
 - Integrated photo eye ice level control system
- Clock timer for ice production management
- Built in cleaning cycle
- Low water level switch
- TXV Valve (expansion valve)
- Solenoid Valve
- EPR Valve

AVAILABLE OPTIONS/ACCESSORIES

- Water filter system
- Ice storage bins (many options available)



1000-SCAE-404-230 Self-contained air cooled ice flaker

ICE CAPACITIES

		WATER TEMP °F		
		50°	70°	90°
AIR TEMP °F	70°	1320	1136	1032
	80°	1264	1088	992
	90°	1160	1003	920

ICE QUALITY & HARDNESS

Ice of higher quality has more cooling capacity per pound than that of lesser quality ice.

ICE QUALITY %*	IHAF**	KWH/100 LBS
100	1.00	4.59

* Ice Quality expressed as a percentage of cooling capacity of 100% 32°F ice.

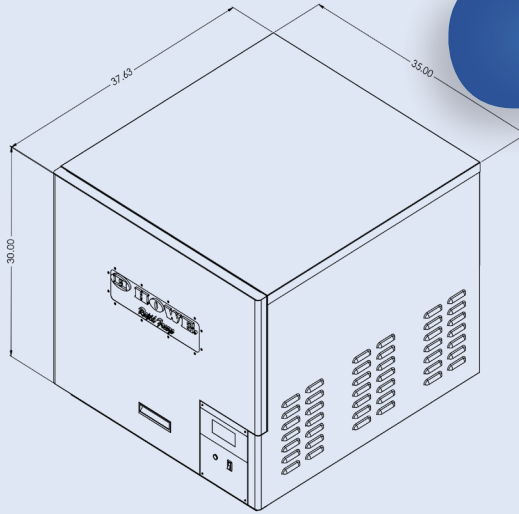

** Ice Hardness Adjustment Factor used to correct kWh/100lb for ice quality.

All data given at 90°F air / 70°F water.

* ENERGY STAR® data

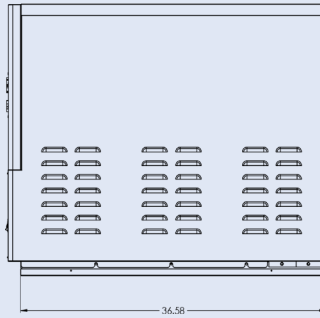
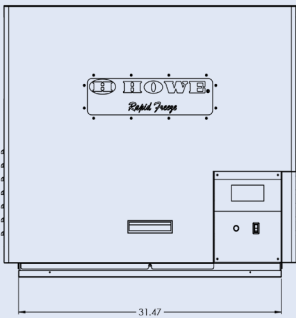
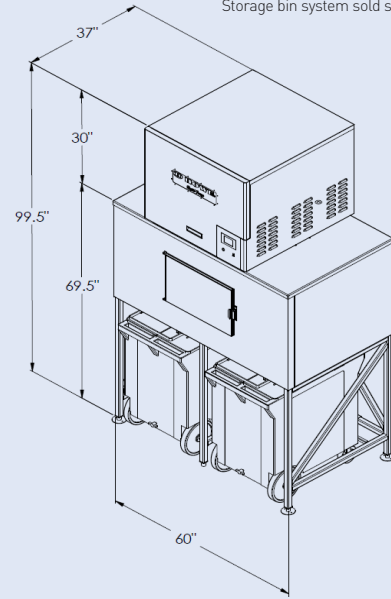
1000-SCAE-404-230

Self-contained Air-cooled Unit



1000-SCAE on CP1500

Storage bin system sold separately.



ICE FLAKER

MODEL	CAPACITY/ 100 LBS*	KWH/ 24 HRS*	WATER USAGE/ 100 LBS*	DRIVE MOTOR 100 LBS OF ICE	WATER PUMP 208-230/1/60	COMPRESSOR 230/1/60	COND. FAN 230/1/60	TOTAL APPROX.	MIN. CIRCUIT	MAX. FUSE		
			Gal	HP	FLA	FLA	FLA	FLA	AMPS	AMPS		
1000-SCAE-404-230	1,003 LBS	4.59	12.0	1/20	.38	.75	7.3	56	2 x .62	8.43	19.3	20

* @ 70°/90°F (21°/32°C) based on total consumption for system.

MODEL	DIMENSIONS						SHIPPING WEIGHT		WATER GPM	WATER CONNECTION	DRAIN CONNECTION	APPROX OPERATING CHARGE R-404A LBS
	IN W	D	H	CM W	D	H	LBS	KG				
1000-SCAE-404-230	35	38	30	89	97	76	500	227	.10	3/8 COMP.	3/8 ID HOSE	7.5

WARRANTY

See complete warranty for details.

- 25 year evaporator warranty
- 10 year ice blade warranty
- 2 year parts warranty
- 1 year compressor warranty

OPERATING PARAMETERS

	MINIMUM	OPTIMUM	MAXIMUM
AMBIENT TEMPERATURE	70°F (21°C)	70°F (21°C)	90°F (32°C)
WATER TEMPERATURE	45°F (8°C)	70°F (21°C)	90°F (32°C)
WATER PRESSURE	20 PSI	25-40 PSI	60 PSI